



MUGBERIA GANGADHAR MAHAVIDYALAYA

P.O.—BHUPATINAGAR, Dist.—PURBA MEDINIPUR, PIN.—721426, WEST BENGAL, INDIA

NAAC Re-Accredited B+Level Govt. aided College

CPE (Under UGC XII Plan) & NCTE Approved Institutions

DBT Star College Scheme Award Recipient

E-mail : mugberia_college@rediffmail.com // www.mugberiagangadhar mahavidyalaya.ac.in

6.5.2. Quality assurance initiatives of the institution



**DOCUMENTARY EVIDENCE
FOR PARTICIPATION IN NIRF
2019**



National Institutional Ranking Framework

Ministry of Education
Government of India

[HOME](#)[ABOUT NIRF](#)[PARAMETERS](#)[DOCUMENTS](#)[RANKING](#)[NOTIFICATION/ADVT](#)[FAQS](#)[CONTACT](#)

India Rankings 2019: Participated Institutes College

Institution list in alphabetical order

Show entriesSearch:

Name	City	State
Arumugam Pillai Seethaiammal College, Tiruppathur	Tirupathur	Tamil Nadu
Mugberia Gangadhar Mahavidyalaya	Purba Medinipur	West Bengal
Shanmuga Industries Arts & Science College	Tiruvannamalai	Tamil Nadu

Showing 1 to 3 of 3 entries (filtered from 1,304 total entries)

Previous N
[Home](#) | [About NIRF](#) | [Parameters](#) | [Documents](#) | [Ranking](#) | [Notification/Advt](#) | [Public Perception](#) | [Contact](#)

Copyright © 2017, National Institutional Ranking Framework (NIRF), MoE. All rights reserved.



National Institutional Ranking Framework
Ministry of Human Resource Development
Government of India



Welcome to Data Capturing System: COLLEGE

Institute ID: IR-C-C-19112

Institute Name: Mugberia Gangadhar Mahavidyalaya

[← Go Back \(/DCS/Home\)](#)

Full Report

Sanctioned (Approved) Intake

Academic Year	2017-18	2016-17	2015-16	2014-15	2013-14	20
UG [3 Years Program(s)]	1345	1345	1343	---	---	---
PG [2 Years Program(s)]	60	40	---	---	---	---

Total Actual Student Strength (Program(s) Offered by Your Institution)

(All programs of all years)	No. of Male Students	No. of Female Students	Total Students	Within State (Including male & female)	Outside State (Including male & female)	Outside Country (Including male & female)	Economically Backward (Including male & female)	Socially Challenged (SC+ST+OBC Including male & female)	No. of students receiving full tuition fee reimbursement from the State and Central Government	No. of students receiving full tuition fee reimbursement from Institution Funds	No. of students receiving full tuition fee reimbursement from the Private Bodies
UG [3 Years Program(s)]	1318	1021	2339	2338	1	0	1983	306	489	0	12
PG [2 Years Program(s)]	33	33	66	66	0	0	17	28	41	0	0

Placement & Higher Studies

UG [3 Years Program(s)]: Placement & higher studies for previous 3 years

Academic Year	No. of first year students intake in the year	No. of first year students admitted in the year	Academic Year	No. of students graduating in minimum stipulated time	No. of students placed	Median salary of placed graduates (Amount in Rs.)	No. of st for Highe
(2013-14)	1154	963	(2015-16)	411	0	0 (Zero)	101
(2014-15)	1289	1125	(2016-17)	472	0	0 (Zero)	127
(2015-16)	1343	1013	(2017-18)	391	0	0 (Zero)	98

PG [2 Years Program(s)]: Placement & higher studies for previous 3 years

Academic Year	No. of first year students intake in the year	No. of first year students admitted in the year	Academic Year	No. of students graduating in minimum stipulated time	No. of students placed	Median salary of placed graduates (Amount in Rs.)	No. of students for Higher studies
(2014-15)	0	0	(2015-16)	0	0	0 (Zero)	0
(2015-16)	40	40	(2016-17)	40	12	144000 (one Lakh Forty Four Thousand only)	2
(2016-17)	40	40	(2017-18)	40	11	144000 (one Lakh Forty Four Thousand only)	1

Financial Resources: Utilised Amount for the Capital & Operational expenditure for previous 3 years

Financial Year	2017-18	2016-17	2015
	Utilised Amount	Utilised Amount	Utilised
Annual Capital Expenditure on Academic Activities and Resources (excluding expenditure on buildings)			
Library	215777 (Two lakh fifteen thousand seven hundred seventy seven only)	485009 (Four lakh eighty five thousand nine only)	149020 (One lakh nine thousand two hundred only)
New Equipment for Laboratories	1616271 (Sixteen lakh sixteen thousand two hundred seventy one only)	556743 (Five lakh fifty six thousand seven hundred forty three only)	3857383 (Thirty eight lakh five thousand seven hundred thirty three only)
Other expenditure on creation of Capital Assets (excluding expenditure on Land and Building)	2477876 (Twenty four lakh seventy seven thousand eight hundred seventy six only)	933325 (Nine lakh thirty three thousand three hundred twenty five only)	1177433 (Eleven lakh seven thousand four hundred thirty three only)
Annual Operational Expenditure			
Salaries (Teaching and Non Teaching staff)	13348315 (One crore thirty three lakh forty eight thousand three hundred fifteen only)	31127345 (Three crore eleven lakh twenty seven thousand three hundred forty five only)	32169481 (Three crore two lakh sixty nine thousand four hundred eighty one only)
Maintenance of Academic Infrastructure or consumables, other running expenditures etc. (excluding maintenance of hostels and allied services)	7557544 (Seventy five lakh fifty seven thousand five hundred forty four only)	826907 (Eight lakh twenty six thousand nine hundred seven only)	6427139 (Sixty four lakh two thousand seven hundred thirty nine only)
Seminars/Conferences/Workshops	138965 (One lakh thirty eight thousand nine hundred sixty five only)	410648 (Four lakh ten thousand six hundred forty eight only)	825921 (Eight lakh two thousand five hundred ninety two only)

PCS Facilities: Facilities of physically challenged students

1. Do your institution buildings have Lifts /Ramps?	Yes, more than 80 buildings
2. Do your institution have provision for walking aids, including wheelchairs and transportation from one building to another for handicapped students?	Yes
3. Do your institution buildings have specially designed toilets for handicapped students?	Not available

Faculty Details

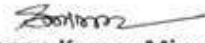
1. How many faculty members of your institution have received highly reputed national/international awards/recognition from Central government agencies in the previous year (2017-18)?

Srno	Name	Age	Designation	Gender	Qualification	Experience (In Months)	Is Associated Last Year	Currently working with institution?	Joining Date	Leavir Date
1	Dr Swapan Kumar Misra	56	Dean / Principal / Director / Vice Chancellor	Male	Ph.D	346	Yes	Yes	25-04-2008	---
2	Abani Kumar Tripathy	59	Associate Professor	Male	M.COM	396	Yes	Yes	24-01-1986	---
3	Dr Swapan Kumar Sarkar	60	Associate Professor	Male	Ph.D	370	Yes	Yes	27-09-1988	---
4	Dr Subhas Chandra	56	Associate Professor	Male	Ph.D	235	Yes	Yes	22-12-1999	---
5	Jonaki Biswas	45	Assistant Professor	Female	SLET	207	Yes	Yes	02-04-2002	---
6	Dr Prasenjit Ghosh	41	Assistant Professor	Male	Ph.D	191	Yes	Yes	22-08-2003	---
7	Dr Monoranjan Das	43	Assistant Professor	Male	Ph.D	155	Yes	Yes	01-08-2006	---
8	Dr Kalipada Maity	39	Assistant Professor	Male	Ph.D	152	Yes	Yes	24-11-2006	---
9	Dr Bidhan Chandra Samanta	40	Assistant Professor	Male	Ph.D	151	Yes	Yes	18-12-2006	---
10	Jyoti Mitra	40	Assistant Professor	Male	M. Phil	112	Yes	Yes	27-03-2010	---
11	Dr Siddhartha Chatterjee	38	Assistant Professor	Male	Ph.D	112	Yes	Yes	27-03-2010	---
12	Alok Ranjan Khatua	43	Assistant Professor	Male	M. Phil	112	Yes	Yes	30-03-2010	---
13	Dr Sutapa Saha	47	Assistant Professor	Female	Ph.D	112	Yes	Yes	31-03-2010	---
14	Dr Apurba Giri	35	Assistant Professor	Male	Ph.D	62	Yes	Yes	22-05-2014	---
15	Sanatan Adhikary	37	Assistant Professor	Male	NET	56	Yes	Yes	12-11-2014	---
16	Dr Pintu Roy Chowdhury	42	Assistant Professor	Male	Ph.D	55	Yes	Yes	14-12-2014	---
17	Dr Nabakumar Ghosh	47	Assistant Professor	Male	Ph.D	52	Yes	Yes	01-04-2015	---
18	Dr Soumen Das	37	Assistant Professor	Male	Ph.D	36	No	Yes	08-11-2016	---
19	Dr Goutam Barman	44	Assistant Professor	Male	Ph.D	29	No	Yes	01-06-2017	---
20	Krishnabandhu Das	30	Assistant Professor	Male	SLET	32	No	Yes	27-02-2017	---
21	Sambhu Manna	27	Assistant Professor	Male	M. Phil	33	No	Yes	03-02-2017	---
22	Dr Narottam Sutradhar	35	Assistant Professor	Male	Ph.D	28	No	Yes	15-06-2017	---

23	Ranita Bain	33	Assistant Professor	Female	SLET	30	No	Yes	03-05-2017	---
24	Manas Khalua	32	Assistant Professor	Male	NET	35	No	Yes	20-12-2016	---
25	Dr Sourav Sikdar	33	Assistant Professor	Male	Ph.D	33	No	Yes	19-01-2017	---
26	Kingshuk Karan	30	Assistant Professor	Male	SLET	33	No	Yes	19-01-2017	---
27	Mithu Roy	29	Assistant Professor	Male	SLET	29	No	Yes	22-05-2017	---
28	Irani Banerjee Chatterjee	39	Assistant Professor	Female	M. Phil	29	No	Yes	25-05-2017	---
29	Devmita Dinda	33	Other	Female	M.Sc.	123	Yes	Yes	15-07-2009	---
30	Kousik Mondal	34	Other	Male	M.Sc.	87	Yes	Yes	17-08-2010	---
31	Arpita Das	31	Other	Female	M.Sc.	87	Yes	Yes	20-08-2010	---
32	Anindita Si	51	Other	Female	MP.Ed.	238	Yes	Yes	01-12-1999	---
33	Sudarsan Adak	44	Other	Male	M.COM	238	Yes	Yes	05-01-2000	---
34	Ranjit Kumar Giri	43	Other	Male	M.COM	229	Yes	Yes	14-09-2000	---
35	Radhakrishna Dinda	49	Other	Male	M.COM	226	Yes	Yes	09-01-2001	---
36	Goutam Kumar Jana	40	Other	Male	M.Sc.	171	Yes	Yes	09-07-2005	---
37	Kalyanmoy Jana	33	Other	Male	M.Sc.	120	Yes	Yes	04-11-2009	---
38	Sujal Kumar Bera	47	Other	Male	M.A	228	Yes	Yes	01-11-2003	---
39	Swati Paul	44	Other	Female	M.A	158	Yes	Yes	25-08-2006	---
40	Soumen Mukherjee	44	Other	Male	NET	131	Yes	Yes	01-12-2008	---
41	Rita Pradhan	32	Other	Female	M.Sc.	123	Yes	Yes	05-08-2009	---
42	Somnath Bhunia	34	Other	Male	M. Phil	123	Yes	Yes	01-08-2009	---
43	Pratima Bhakta	48	Other	Female	M.Sc.	266	Yes	Yes	01-09-1997	---
44	Barnali Maji	45	Other	Female	M.Sc.	206	Yes	Yes	02-09-2002	---
45	Pranga Paramita Pradhan	33	Other	Female	M.A.(Economics)	120	Yes	Yes	24-10-2009	---
46	Sumana Jana	39	Other	Female	M. Phil	171	Yes	Yes	01-08-2005	---
47	Banashree Roy Chakraborty	35	Other	Female	M.A	123	Yes	Yes	01-08-2009	---

48	Sandipan Jana	43	Other	Male	M.A	206	Yes	Yes	02-09-2002	---
49	Roma Das Sasmal	50	Other	Female	M. Phil	194	Yes	Yes	08-09-2003	---
50	Biswajit Samanta	39	Other	Male	M.A	123	Yes	Yes	26-07-2009	---
51	Amrit Dash	37	Other	Male	M.A	183	Yes	Yes	29-08-2006	---
52	Sutapa Giri	33	Other	Female	NET	132	Yes	Yes	03-11-2008	---
53	Sujoy Das	35	Other	Male	M.A	136	Yes	Yes	05-08-2010	---
54	Dr Debasis Ray	58	Associate Professor	Male	Ph.D	348	No	Yes	01-10-2002	---
55	Sk Khabiruddin	36	Assistant Professor	Male	M. Phil	96	No	Yes	12-01-2010	---
56	Dr Bodhisattya Pradhan	36	Assistant Professor	Male	Ph.D	84	No	Yes	04-11-2011	---
57	Arup Mahato	32	Assistant Professor	Male	NET	27	No	Yes	19-02-2014	---
58	Minu Seikh	26	Assistant Professor	Male	NET	37	No	Yes	05-10-2015	---
59	Dr Adityanarayan Adak	32	Assistant Professor	Male	Ph.D	39	No	Yes	01-08-2015	---
60	Sudipta Das	31	Assistant Professor	Female	NET	40	No	Yes	20-07-2015	---
61	Biswajit Dhali	26	Assistant Professor	Male	NET	16	No	Yes	17-07-2017	---
62	Susanta Kumar Bera	39	Other	Male	M.A	132	Yes	Yes	17-08-2008	---
63	Keya Dash	24	Other	Female	M.Sc.	16	No	Yes	17-07-2017	---
64	Pranati Bera	27	Other	Female	M.Sc.	16	No	Yes	17-07-2017	---
65	Suman Kumar Giri	31	Other	Male	M.Sc.	88	Yes	Yes	25-07-2011	---
66	Chandan Khanra	38	Other	Male	M.Sc.	88	No	Yes	28-07-2011	---
67	Moumita Samanta	29	Other	Female	M.Sc.	63	No	Yes	06-08-2013	---
68	Debraj Manna	30	Other	Male	M.Sc.	63	No	Yes	12-08-2013	---
69	Dr Arpan Dhara	30	Assistant Professor	Male	Ph.D	15	No	Yes	01-08-2017	---
70	Atanu Kumar Nanda	48	Other	Male	MP.Ed.	218	Yes	Yes	01-09-2000	---
71	Biswadyuti Bera	30	Other	Male	M.Sc.	75	Yes	Yes	29-08-2012	---
72	Jishu Krishna Jana	29	Other	Male	MP.Ed.	63	Yes	Yes	01-08-2013	---

73	Sudip Giri	29	Other	Male	M.A	59	Yes	Yes	06-12-2013	---
74	Kalipada Barik	30	Other	Male	M.A	65	Yes	Yes	06-06-2013	---
75	Goutam Maity	27	Other	Male	M.A	59	Yes	Yes	06-12-2013	---
76	Suparna Jana	33	Other	Female	M.A	94	Yes	Yes	13-01-2011	---
77	Shilpa Maity	24	Other	Female	M.Sc.	27	Yes	Yes	08-08-2016	---
78	Rupam Mal	24	Other	Male	M.Sc.	16	No	Yes	31-07-2017	---
79	Sourav Panda	24	Other	Male	M.Sc.	13	No	Yes	25-10-2017	---
80	Gourchand Manna	26	Other	Male	M.Sc.	16	No	Yes	25-07-2017	---
81	Raju Mazumdar	27	Other	Male	M.Sc.	42	Yes	Yes	04-05-2015	---
82	Purnima Mandal	25	Other	Male	M.Sc.	16	No	Yes	18-07-2017	---
83	Tanusri Maity	28	Other	Female	M.Sc.	63	Yes	Yes	12-08-2013	---
84	Sujaya Mahapatra	27	Other	Female	M.Sc.	27	Yes	Yes	05-08-2016	---
85	Asim Kumar Jana	30	Other	Male	M.Sc.	87	Yes	Yes	01-08-2011	---
86	Rathindranath Jana	31	Other	Male	M.COM	23	Yes	Yes	02-06-2014	---
87	Paltu Malik	32	Assistant Professor	Male	M. Phil	16	No	Yes	17-07-2017	---
88	Sudipto Birbongshi	25	Assistant Professor	Male	NET	16	No	Yes	17-07-2017	---
89	Rajib Debnath	28	Assistant Professor	Male	M.A.(Tourism Management)	32	Yes	Yes	18-07-2017	---
90	Madhumita Sahoo	24	Other	Female	M.Sc(Phy)	32	Yes	Yes	28-08-2017	---
91	Sanatan Sasmal	28	Other	Male	M.A	89	Yes	Yes	07-12-2013	---
92	Hiranmoy Manna	24	Other	Male	M.Sc.	30	Yes	Yes	31-08-2017	---


Dr. Swapan Kumar Misra
Principal
Mugberia Gangadhar Mahavidyalaya
Principal
Mugberia Gangadhar Mahavidyalaya



MUGBERIA GANGADHAR MAHAVIDYALAYA

P.O.—BHUPATINAGAR, Dist.—PURBA MEDINIPUR, PIN.—721426, WEST BENGAL, INDIA

NAAC Re-Accredited B+Level Govt. aided College

CPE (Under UGC XII Plan) & NCTE Approved Institutions

DBT Star College Scheme Award Recipient

E-mail : mugberia_college@rediffmail.com // www.mugberiagangadharMahavidyalaya.ac.in

6.5.2. Quality assurance initiatives of the institution



**DOCUMENTARY EVIDENCE
FOR PARTICIPATION IN NIRF
2020**



National Institutional Ranking Framework

Ministry of Education
Government of India

[HOME](#)[ABOUT NIRF](#)[PARAMETERS](#)[DOCUMENTS](#)[RANKING](#)[NOTIFICATION/ADVT](#)[FAQS](#)[CONTACT](#)

India Rankings 2020:Participated Institutes College

Institution list in alphabetical order

Show entriesSearch:

Name	City	State
Arumugam Pillai Seethaiammal College, Tiruppathur	Tirupathur	Tamil Nadu
Mugberia Gangadhar Mahavidyalaya	Purba Medinipur	West Bengal
Shanmuga Industries Arts & Science College	Tiruvannamalai	Tamil Nadu

Showing 1 to 3 of 3 entries (filtered from 1,659 total entries)

Previous N
[Home](#) | [About NIRF](#) | [Parameters](#) | [Documents](#) | [Notification/Advt](#) | [Contact](#)

Copyright © 2018, National Institutional Ranking Framework (NIRF), MoE. All rights reserved.

National Institutional Ranking Framework
Ministry of Human Resource Development
Government of India
Welcome to Data Capturing System: COLLEGE

Submitted Institute Data for NIRF'2020'

Institute Name: Mugberia Gangadhar Mahavidyalaya [IR-C-C-19112]

Sanctioned (Approved) Intake

Academic Year	2018-19	2017-18	2016-17	2015-16	2014-15	2013-14
UG [3 Years Program(s)]	1345	1345	1345	-	-	-
PG [2 Year Program(s)]	110	60	-	-	-	-

Total Actual Student Strength (Program(s) Offered by Your Institution)

(All programs of all years)	No. of Male Students	No. of Female Students	Total Students	Within State (Including male & female)	Outside State (Including male & female)	Outside Country (Including male & female)	Economically Backward (Including male & female)	Socially Challenged (SC+ST+OBC Including male & female)	No. of students receiving full tuition fee reimbursement from the State and Central Government	No. of students receiving full tuition fee reimbursement from Institution Funds	No. of students receiving full tuition fee reimbursement from the Private Bodies	No. of students who are not receiving full tuition fee reimbursement
UG [3 Years Program(s)]	1471	981	2452	2449	3	0	1909	356	0	12	0	2253
PG [2 Year Program(s)]	74	103	177	177	0	0	120	47	0	0	0	167

Placement & Higher Studies

UG [3 Years Program(s)]: Placement & higher studies for previous 3 years

Academic Year	No. of first year students intake in the year	No. of first year students admitted in the year	Academic Year	No. of students graduating in minimum stipulated time	No. of students placed	Median salary of placed graduates(Amount in Rs.)	No. of students selected for Higher Studies
2014-15	1289	1125	2016-17	438	0	0(Zero)	121
2015-16	1343	1013	2017-18	435	0	0(Zero)	108
2016-17	1345	1186	2018-19	371	0	0(Zero)	112

PG [2 Years Program(s)]: Placement & higher studies for previous 3 years

Academic Year	No. of first year students intake in the year	No. of first year students admitted in the year	Academic Year	No. of students graduating in minimum stipulated time	No. of students placed	Median salary of placed graduates(Amount in Rs.)	No. of students selected for Higher Studies
2015-16	40	40	2016-17	0	0	0(Zero)	0
2016-17	40	40	2017-18	40	30	144000(One Lakh Forty Four Thousand only)	1
2017-18	60	55	2018-19	40	32	144000(One Lakh Forty Four Thousand Only)	6

Financial Resources: Utilised Amount for the Capital expenditure for previous 3 years

Academic Year	2018-19	2017-18	2016-17
	Utilised Amount	Utilised Amount	Utilised Amount
Annual Capital Expenditure on Academic Activities and Resources (excluding expenditure on buildings)			
Library	65453 (Sixty five thousand four hundred fifty three only)	23519 (Twenty three thousand five hundred nineteen only)	155498 (One lakh fifty five thousand four hundred ninety eight only)
New Equipment for Laboratories	91079 (Ninety one thousand seventy nine only)	193994 (One lakh ninety three thousand nine hundred ninety four only)	306086 (Three lakh six thousand eighty six only)
Other expenditure on creation of Capital Assets (excluding expenditure on Land and Building)	1123434 (Eleven lakh twenty three thousand four hundred thirty four only)	6343294 (Sixty three lakh forty three thousand two hundred ninety four only)	161999 (One lakh sixty one thousand nine hundred ninety nine only)

Financial Resources: Utilised Amount for the Operational expenditure for previous 3 years

Academic Year	2018-19	2017-18	2016-17
	Utilised Amount	Utilised Amount	Utilised Amount
Annual Operational Expenditure			
Salaries (Teaching and Non Teaching staff)	39034618 (Three corer ninety lakh thirty four thousand six hundred eighteen only)	39771500 (Three corer ninety seven lakh seventy one thousand five hundred only)	29770130 (Two corer ninety seven lakh seventy thousand one hundred thirty only)
Maintenance of Academic Infrastructure or consumables and other running expenditures(excluding maintenance of hostels and allied services,rent of the building, depreciation cost, etc)	2347949 (Twenty three lakh forty seven thousand nine hundred forty nine only)	3346982 (Thirty three lakh forty six thousand nine hundred eighty two only)	3953926 (Thirty nine lakh fifty three thousand nine hundred twenty six only)
Seminars/Conferences/Workshops	749553 (Seven lakh forty nine thousand five hundred fifty three only)	55054 (Fifty five thousand fifty four only)	476578 (Four lakh seventy six thousand five hundred seventy eight only)

PCS Facilities: Facilities of physically challenged students

1. Do your institution buildings have Lifts/Ramps?	Yes, more than 60% of the buildings
2. Do your institution have provision for walking aids, includingwheelchairs and transportation from one building to another for handicapped students?	No
3. Do your institution buildings have specially designed toilets for handicapped students?	Not available

Awards Details

1.How many faculty member of your institution have received highly reputed national/international awards/recognition from central government agencies in the previous academic year 2018-19					1				
Srno	Name of the Faculty	Name of the Award	Name of the Central government agency/international agencies from where award has been received	Address of the Agency giving award	Contact Email ID of the Agency	Year of receiving award	Email ID of the faculty	Contact no. of the faculty	Is it Fellowship?(Yes/No)
1	DR BIDHAN CHANDRA SAMANTA	Out standing paper in Chemistry	West Bengal State Science and Technology Congress	West Bengal, Science City, Kolkata	wbdstbt@gmail.com	2019	bidhansamanta@yahoo.in	9732752907	No
2.How many students of your institution have won international awards in the previous academic year 2018-19					0				

Accreditation

NAAC Accreditation

1. Does your institute have a valid NAAC Accreditation?					YES						
Valid from			Valid upto				CGPA				
01-04-2019			31-03-2024				2.71				

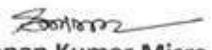
Village Adoption

Have your institute adopted any village under Unnat Bharat Scheme?					YES						
--	--	--	--	--	-----	--	--	--	--	--	--

Faculty Details

Srno	Name	Age	Designation	Gender	Qualification	Experience (In Months)	Is Associated Last Year	Currently working with institution?	Joining Date	Leaving Date	Association type
1	Dr Manojanjan De	32	Assistant Professor	Male	Ph.D	48	No	Yes	01-11-2019	--	Regular
2	PRITAM KHATAM	25	Assistant Professor	Male	M.A	1	Yes	Yes	29-07-2019	--	Regular
3	TANIYA NEOGI	28	Assistant Professor	Female	M. Phil	2	No	Yes	26-09-2019	--	Regular
4	Dr BISWAJIT GARAI	35	Assistant Professor	Male	MP.Ed.	4	No	Yes	14-08-2019	--	Regular
5	CHANDAN NARU	28	Assistant Professor	Male	M. Phil	2	No	Yes	20-09-2019	--	Regular
6	BIKASH PANDA	26	Assistant Professor	Male	M.Sc.	20	No	Yes	24-07-2018	--	Regular
7	RATAN JANA	24	Other	Male	M.Sc.	5	No	Yes	15-07-2019	--	Regular
8	SUBHASISH GIRI	28	Other	Male	M.Sc.	5	No	Yes	15-07-2019	--	Regular
9	TONMOY GIRI	25	Other	Male	M.Sc.	8	No	Yes	14-03-2019	--	Regular
10	PINKI KUMARI	27	Assistant Professor	Female	MBA	16	No	Yes	01-12-2018	--	Regular
11	SUCHETA SAHOO	29	Assistant Professor	Female	M.Tech	15	No	Yes	03-12-2018	--	Regular
12	MONALIS ROY	22	Assistant Professor	Female	M.Sc.	4	No	Yes	02-09-2019	--	Regular
13	RAJESH KHAN	29	Assistant Professor	Male	M. Phil	10	No	Yes	04-02-2019	--	Regular
14	JAGANNATH MAIKAP	30	Other	Male	M.A	13	No	Yes	02-11-2018	--	Regular
15	SAYANTIKA BERA	23	Other	Female	M.Sc.	5	No	Yes	08-07-2019	--	Regular
16	MINAKSHI MAITY	26	Other	Male	M.Sc.	16	No	Yes	20-07-2018	--	Regular
17	MRIGENDU MIDYA	24	Other	Male	M.Sc.	5	No	Yes	11-07-2019	--	Regular
18	TANUSHREE DE	26	Other	Female	M.Sc.	7	No	Yes	02-05-2019	--	Regular

19	PRABIR JANA	26	Other	Male	M.Sc.	3	No	Yes	05-09-2019	--	Regular
20	RIKTA JANA	24	Other	Female	M.Sc.	15	No	Yes	12-09-2018	--	Regular
21	SNEHASISH MONDAL	24	Other	Male	M.A	7	No	Yes	02-05-2019	--	Regular
22	ARPAN ROY	28	Other	Male	SET	7	No	Yes	02-05-2019	--	Regular
23	RIBHU MAITY	24	Other	Male	M.Sc.	18	No	Yes	18-07-2018	--	Regular
24	Dr Sourav Sikdar	34	Assistant Professor	Male	Ph.D	46	No	Yes	19-01-2017	--	Regular
25	SWAPAN KUMAR SASMAL	56	Other	Male	M.Sc.	238	No	Yes	07-02-1997	--	Regular
26	ANANDA BARUI	32	Other	Male	M. Phil	35	No	Yes	23-12-2016	--	Regular
27	SAHEB KUMAR HAZRA	28	Assistant Professor	Male	SET	5	No	Yes	16-07-2019	--	Regular
28	PRATAP CHANDRA ROUT	28	Other	Male	M.A	16	No	Yes	01-08-2018	--	Regular
29	Dr Kalipada Maity	40	Assistant Professor	Male	Ph.D	224	No	Yes	24-11-2006	--	Regular
30	Kousik Mondal	35	Other	Male	M.Sc.	101	No	Yes	17-08-2010	--	Regular
31	Dr Narottam Sutradhar	36	Assistant Professor	Male	Ph.D	41	No	Yes	15-06-2017	--	Regular
32	Dr Bidhan Chandra Samanta	41	Assistant Professor	Male	Ph.D	223	No	Yes	18-12-2006	--	Regular
33	Dr Apurba Giri	36	Assistant Professor	Male	Ph.D	86	No	Yes	22-05-2014	--	Regular
34	PRABHAT KUMAR SHARMA	33	Assistant Professor	Male	M.Sc.	2	No	Yes	16-09-2019	--	Regular
35	PRANAB MAHAPATRA	25	Other	Male	NET	4	No	Yes	16-07-2019	--	Regular
36	DEBALINA ACHARYA	24	Other	Female	M.A	16	No	Yes	17-07-2018	--	Regular


Dr. Swapan Kumar Misra
Principal
Mugberia Gangadhar Mahavidyalaya
Principal
Mugberia Gangadhar Mahavidyalaya



MUGBERIA GANGADHAR MAHAVIDYALAYA

P.O.—BHUPATINAGAR, Dist.—PURBA MEDINIPUR, PIN.—721426, WEST BENGAL, INDIA

NAAC Re-Accredited B+Level Govt. aided College

CPE (Under UGC XII Plan) & NCTE Approved Institutions

DBT Star College Scheme Award Recipient

E-mail : mugberia_college@rediffmail.com // www.mugberiangangadharMahavidyalaya.ac.in

6.5.2. Quality assurance initiatives of the institution



**DOCUMENTARY EVIDENCE
FOR PARTICIPATION IN NIRF
2021**



National Institutional Ranking Framework
Ministry of Education
Government of India



India Rankings 2021: Participated Institutes Overall

Institution list in alphabetical order

Show entries

Search:

Name	City	State
Arumugam Pillai Seethaiammal College, Tiruppathur	Tirupathur	Tamil Nadu
Mugberia Gangadhar Mahavidyalaya	Purba Medinipur	West Bengal
Shanmuganathan Engineering College	Pudukkottai	Tamil Nadu
Shanmugha Arts Science Technology & Research Academy	Thanjavur	Tamil Nadu

Showing 1 to 4 of 4 entries (filtered from 1,657 total entries)

Previous N

MHRD, National Institutional Ranking Framework (NIRF), Government of India

Welcome to Data Capturing System: OVERALL

[Generate PDF](#) [Go Back](#) Institute ID: IR-O-C-19112
Institute Name: Mugberia Gangadhar Mahavidyalaya

Full Report

Sanctioned (Approved) Intake

Academic Year	2019-20	2018-19	2017-18	2016-17	2015-16	2014-15
UG [3 Years Program(s)]	1495	1495	1395	---	---	---
PG [2 Years Program(s)]	120	110	---	---	---	---

Total Actual Student Strength (Program(s) Offered by Your Institution)

(All programs of all years)	No. of Male Students	No. of Female Students	Total Students	Within State (Including male & female)	Outside State (Including male & female)	Outside Country (Including male & female)	Economically Backward (Including male & female)	Socially Challenged (SC+ST+OBC Including male & female)	No. of students receiving full tuition fee reimbursement from the State and Central Government	No. of students receiving full tuition fee reimbursement from Institution Funds	No. of students receiving full tuition fee reimbursement from the Private Bodies
UG [3 Years Program(s)]	848	1380	2228	2225	3	0	1889	324	0	12	0
PG [2 Years Program(s)]	43	74	117	117	0	0	82	23	0	0	0

Placement & Higher Studies

UG [3 Years Program(s)]: Placement & higher studies for previous 3 years

Academic Year	No. of first year students intake in the year	No. of first year students admitted in the year	Academic Year	No. of students admitted through Lateral entry	Academic Year	No. of students graduating in minimum stipulated time	No. of students placed	Median salary of placed graduates (Amount in Rs.)	N H
(2015-16)	1383	1103	(2016-17)	982	(2017-18)	399	0	0 (Zero)	130
(2016-17)	1383	1118	(2017-18)	959	(2018-19)	400	0	0 (Zero)	289
(2017-18)	1395	1306	(2018-19)	895	(2019-20)	461	0	0 (Zero)	317

PG [2 Years Program(s)]: Placement & higher studies for previous 3 years

Academic Year	No. of first year students intake in the year	No. of first year students admitted in the year	Academic Year	No. of students graduating in minimum stipulated time	No. of students placed	Median salary of placed graduates (Amount in Rs.)	No. of students placed
(2016-17)	40	39	(2017-18)	0	0	0 (Zero)	0
(2017-18)	60	48	(2018-19)	39	0	0 (Zero)	0
(2018-19)	110	94	(2019-20)	48	0	0 (Zero)	0

Ph.D Student Details

Ph.D (Student pursuing doctoral program till 2019-20; Students admitted in the academic year 2020-21 should not be entered here.)

Total Students

Full Time 0
Part Time 0

No. of Ph.D students graduated (including Integrated Ph.D)

	2019-20	2018-19	2017-18
Full Time	0	0	0
Part Time	0	0	0

Online Education

1. Does all programs/courses were completed on time.
Yes

2. Measures taken to complete the syllabus of courses and programs.

All the educational institutions are closed in India and other countries because of the COVID-19 pandemic. The teachers are instructed by the UGC, Vidyasagar U Higher Education Department of WB and the Head of the Institution to conduct online classes. During this pandemic, initiations have been taken by Mugberia Ga Mahavidyalaya to conduct online classes so that syllabus of all the stream could be covered. By online classes, we mean conducting teaching and learning session of ICT; the internet is an important player. we have a lot of open-source solutions like Google Meet, Google Classroom, Zoom, face book, you tube and WhatsAp platforms. As part of this, the teachers are conducting online classes as per routine made by the departments guided by the Principal. Teachers inform to students t WhatsApp about the time and topic of the online classes. Teachers also send their video tutorials live on YouTube and also the study material in the college websi whatsapp group. After tutorial classes, they send question answer to students on WhatsApp followed by sharing the related assignments on ICT bases Platforms. process maintained by the teachers to conduct on line classes smoothly is given below: • The Head of each of the department collect email addresses and contact the students and teachers to create a WhatsApp group for every semester through which online classes are conducted. The Principal. IQAC coordinator and TCS monitor the each group. • The link of the online classes is provided in these groups before five minutes of commencement of the classes. • All the necessary equip services, like internet, laptop, camera, smart phone etc. are checked before the session. • In order to get prepare for the end semester examinations, teachers usuall materials, set of questions, home assignments related to the topic to the respective groups as well as college website. At the same time, one or two students are sel volunteers who will perform the duties to render information regarding online teaching learning vice-versa. • The students are given ample scope to think what th and in return they are asked to give proper feedback for betterment of teaching learning. • Encouraging students not only to ask their queries or doubts related to t to answer the questions asked by their peers. For that a set up of an online discussion forum is established. • No class without any strong reason are postponed or Moreover, the end examination, internal evaluation and many international / national / state level webinars are conducted by many depts. / units of the college sm April 2020 to till date. Consequently, these are helping to maintain the flow of study for students.

3. The period of delay in completion of syllabus (in months).

2

4. The period of delay in conducting exams (in months).

4

Portal Name	No. of students offered online courses which have credit transferred to transcript	Total no. of online courses which have credit transferred to the transcript	Total n transferre
Swayam	0	0	0

Any other

Portal Name	No. of students offered online courses which have credit transferred to transcript	Total no. of online courses which have credit transferred to the transcript	Total n transferre
-------------	--	---	--------------------

6. No. of courses developed and available online on Swayam platform by your institution faculty

0

Financial Resources: Utilised Amount for the Capital & Operational expenditure for previous 3 years

Financial Year	2019-20 Utilised Amount	2018-19 Utilised Amount	2017-18 Utilised Am
Annual Capital Expenditure on Academic Activities and Resources (excluding expenditure on buildings)			
Library	212949 (Two lakh twelve thousand nine hundred forty nine only)	261479 (two lakh sixty one thousand four hundred seventy nine only)	489764 (Four lakh eight seven hundred sixty f
New Equipment for Laboratories	677269 (Six lakh seventy seven thousand and two hundred sixty nine only)	539955 (Five lakh thirty nine thousand nine hundred fifty five only)	198134 (One lakh nine d one hundred thirty fo
Engineering Workshops (Equipment, tools and accessories procured for workshop as per the need of curricula)	0 (Zero)	0 (Zero)	0 (Zero)
Studios	0 (Zero)	0 (Zero)	0 (Zero)
Other expenditure on creation of Capital Assets (excluding expenditure on Land and Building)	467294 (Four lakh sixty seven thousand two hundred ninety four only)	3499376 (Thirty four lakh ninety nine thousand three hundred seventy six on ly)	608513 (Six lakh eight undred thirteen only)
Annual Operational Expenditure			
Salaries (Teaching and Non Teaching staff)	41885415 (Four core eighteen lakh eighty five thousand four hundred fifteen only)	42214460 (Four core twenty two lakh fourteen thousand four hundred sixty only)	39771500 (Three core kh seventy one thousan only)
Maintenance of Academic Infrastructure or consumables and other running expenditures (excluding maintenance of hostels and allied services,rent of the building, depreciation cost, etc)	2276328 (Twenty two lakh seventy six thousand three hundred twenty eight o nly)	6981289 (Sixty nine lakh eighty one thousand two hundred eighty nine on ly)	2931887 (Twenty nine thousand eight hundred nly)
Seminars / Conferences / Workshops etc.	329886 (Three lakh twenty nine thousand and eight hundred eighty six only)	749553 (Seven lakh forty nine thousand five hundred fifty three only)	43672 (Forty three thousand seven hundred two only)
Accreditation			

NBA Accreditation

1. Does your institute have a valid NBA Accreditation? NO

NAAC Accreditation

1. Does your institute have a valid NAAC Accreditation? YES

Valid from Valid upto Grade

01-04-2019 31-03-2024 2.71

Village Adoption

Have your institute adopted any village under Unnat Bharat Scheme?

IPR

Calendar year	2019	2018	2017
No. of Patents Published	0	0	0
No. of Patents Granted	0	0	0

Sponsored Research Details

Financial Year	2019-20	2018-19	2017-18
Total no. of Sponsored Projects	0	3	7
Total no. of Funding Agencies	0	1	1
Total Amount Received (Amount in Rupees)	0	428400	89600
Amount Received in Words	Zero	Four Lakh Twenty eight thousand four hundred only	Eighty nine thousand six hundred only

Consultancy Project Details

Financial Year	2019-20	2018-19	2017-18
Total no. of Consultancy Projects	0	0	0
Total no. of Client Organizations	0	0	0
Total Amount Received (Amount in Rupees)	0	0	0
Amount Received in Words	Zero	Zero	Zero

Executive Development Programs/Management Development Programs

Financial Year	2019-20	2018-19	2017-18
Total no. of Executive Development Programs/ Management Development Programs	0	0	0
Total no. of Participants	0	0	0
Total Annual Earnings (Excluding Lodging & Boarding Charges) (Amount in Rupees)	0	0	0
Total Annual Earnings in Words	Zero	Zero	Zero

PCS Facilities: Facilities of physically challenged students

1. Do your institution buildings have Lifts/Ramps? Yes, more than 80 buildings
2. Do your institution have provision for walking aids, including wheelchairs and transportation from one building to another for handicapped students? No
3. Do your institution buildings have specially designed toilets for handicapped students? Yes, less than 40% buildings

Awards Details

1. How many faculty member of your institution have received highly reputed national/international awards/recognition from central government agencies in the p academic year (2019-20).

S.No.	Name of the Faculty	Name of the Award	Name of the Central government agency/international agencies from where award has been received	Address of the Agency giving award	Contact Email ID of the Agency	Year of receiving award	Email ID of the faculty	Contact no of the faculty
-------	---------------------	-------------------	---	------------------------------------	--------------------------------	-------------------------	-------------------------	---------------------------

2. How many students of your institution have won international awards in the previous academic year (2019-20).

S.No.	Name of the Student/Name of the Team	Name of the Award	Name of International Institution/Organisation from where the award has been received	Address of the Agency giving award	Contact Email ID of the Agency	Year of receiving award	Email ID of the student
-------	--------------------------------------	-------------------	---	------------------------------------	--------------------------------	-------------------------	-------------------------


Faculty Details

Srmo	Name	Age	Designation	Gender	Qualification	Experience (In Months)	Is Associated Last Year	Currently working with institution?	Joining Date	Leavi Date
1	ANANDA BARUI	33	Other	Male	M. Phil	59	No	Yes	23-12-2016	---
2	ARPAN ROY	29	Other	Male	SET	31	No	Yes	02-05-2019	---
3	BIKASH PANDA	27	Assistant Professor	Male	M.Sc.	44	No	Yes	24-07-2018	---
4	CHANDAN NARU	29	Assistant Professor	Male	M. Phil	26	No	Yes	20-09-2019	---
5	DEBALINA ACHARYA	25	Other	Female	M.A	40	No	Yes	17-07-2018	---
6	Dr Alok Ranjan Khatua	45	Assistant Professor	Male	Ph.D	132	No	Yes	30-03-2010	---
7	Dr Apurba Giri	37	Assistant Professor	Male	Ph.D	110	No	Yes	22-05-2014	---
8	Dr Bidhan Chandra Samanta	42	Assistant Professor	Male	Ph.D	247	No	Yes	18-12-2006	---
9	Dr BISWAJIT GARAI	36	Assistant Professor	Male	MP.Ed.	28	No	Yes	14-08-2019	---
10	Dr Goutam Barman	46	Assistant Professor	Male	Ph.D	44	No	Yes	01-06-2017	---
11	Dr Kalipada Maity	41	Assistant Professor	Male	Ph.D	248	No	Yes	24-11-2006	---
12	Dr Manojanjan De	33	Assistant Professor	Male	Ph.D	72	No	Yes	01-11-2019	---
13	Dr Manoranjan Das	45	Associate Professor	Male	Ph.D	174	No	Yes	01-08-2006	---
14	DR MANORANJAN DE	33	Assistant Professor	Male	Ph.D	20	No	Yes	01-11-2019	---
15	Dr Narottam Sutradhar	37	Assistant Professor	Male	Ph.D	65	No	Yes	15-06-	---

16	Dr Pintu Roy Chowdhury	44	Assistant Professor	Male	Ph.D	85	No	Yes	4 16-12-2014	---
17	Dr Prasenjit Ghosh	43	Associate Professor	Male	Ph.D	208	No	Yes	22-08-2003	---
18	Dr Soumen Das	39	Assistant Professor	Male	Ph.D	50	No	Yes	08-11-2016	---
19	Dr Sourav Sikdar	35	Assistant Professor	Male	Ph.D	70	No	Yes	19-01-2017	---
20	Dr Sutapa Saha	49	Assistant Professor	Female	Ph.D	131	No	Yes	31-03-2010	---
21	Dr Swapan Kumar Misra	58	Dean / Principal / Director / Vice Chancellor	Male	Ph.D	365	No	Yes	25-04-2008	---
22	Dr Swapan Kumar Sarkar	62	Associate Professor	Male	Ph.D	397	No	Yes	27-09-1988	---
23	DrSubhas Chandra	58	Associate Professor	Male	Ph.D	254	No	Yes	22-12-1999	---
24	JAGANNATH MAIKAP	31	Other	Male	M.A	37	No	Yes	02-11-2018	---
25	Kousik MOn dal	36	Other	Male	M.Sc.	125	No	Yes	17-08-2010	---
26	MINAKSHI MAITY	27	Other	Male	M.Sc.	40	No	Yes	20-07-2018	---
27	MONALIS ROY	23	Assistant Professor	Female	M.Sc.	28	No	Yes	02-09-2019	---
28	MRIGENDU MIDYA	25	Other	Male	M.Sc.	29	No	Yes	11-07-2019	---
29	PINKI KUMARI	28	Assistant Professor	Female	MBA	40	No	Yes	01-12-2018	---
30	PRABHAT KUMAR SHARMA	34	Assistant Professor	Male	M.Sc.	26	No	Yes	16-09-2019	---
31	PRABIR JANA	27	Other	Male	M.Sc.	27	No	Yes	05-09-2019	---
32	PRANAB MAHAPATRA	26	Other	Male	NET	28	No	Yes	16-07-2019	---
33	PRATAP CHANDRA ROUT	29	Other	Male	M.A	40	No	Yes	01-08-2018	---
34	PRITAM KHATAM	26	Assistant Professor	Male	M.A	25	Yes	Yes	29-07-2019	---
35	Prof Abani Kumar Tripathy	61	Associate Professor	Male	M.COM	422	No	Yes	24-01-1986	---
36	Prof Irani Banerjee Chatterjee	41	Assistant Professor	Female	M. Phil	45	No	Yes	25-05-2017	---
37	Prof Jonaki Biswas	47	Associate Professor	Female	M.A	218	No	Yes	02-04-2002	---
38	Prof Jyoti Mitra	42	Assistant Professor	Male	M. Phil	131	No	Yes	27-03-2010	---
39	Prof KINGSHUK KARAN	32	Assistant Professor	Male	M.Ed	49	No	Yes	19-01-2017	---
40	Prof Krishnabandhu Das	37	Assistant Professor	Male	M.A. (History)	48	No	Yes	27-02-2017	---
41	Prof Manas Khalua	34	Assistant Professor	Male	M.Sc.	50	No	Yes	20-12-2016	---
42	Prof Mithu Roy	31	Assistant Professor	Male	M.Sc.	45	No	Yes	22-05-2017	---
43	Prof Ranita Bain	35	Assistant Professor	Female	M.A	45	No	Yes	03-05-2017	---
44	Prof Sambhu Manna	29	Assistant Professor	Male	M. Phil	47	No	Yes	03-02-2017	---
45	Prof Sanatan Adhikary	39	Assistant Professor	Male	M.A. (History)	75	No	Yes	12-11-2014	---
46	RAJESH KHAN	30	Assistant Professor	Male	M. Phil	34	No	Yes	04-02-2019	---
47	RIBHU MAITY	25	Other	Male	M.Sc.	42	No	Yes	18-07-2018	---
48	RIKTA JANA	25	Other	Female	M.Sc.	39	No	Yes	12-09-2018	---
49	SAHEB KUMAR HAZRA	29	Assistant Professor	Male	SET	29	No	Yes	16-07-2019	---
50	SAYANTIKA BERA	24	Other	Female	M.Sc.	29	No	Yes	08-07-2019	---
51	SNEHASISH MONDAL	25	Other	Male	M.A	31	No	Yes	02-05-2019	---
52	SRI SUKAL SOREN	27	Assistant Professor	Male	M.A	4	No	Yes	02-03-2020	---
53	SUBHASISH GIRI	29	Other	Male	M.Sc.	29	No	Yes	15-07-2019	---
54	SUCHETA SAHOO	30	Assistant Professor	Female	M.Tech	39	No	Yes	03-12-	---

55	SWAPAN KUMAR SASMAL	57	Other	Male	M.Sc.	262	No	Yes	5 07-02-1997	---
56	TANIYA NEOGI	29	Assistant Professor	Female	M. Phil	26	No	Yes	26-09-2019	---
57	TANUSHREE DE	27	Other	Female	M.Sc.	31	No	Yes	02-05-2019	---
58	TONMOY GIRI	26	Other	Male	M.Sc.	32	No	Yes	14-03-2019	---
59	WADUT SHAIKH	27	Assistant Professor	Male	M.Sc.	7	No	Yes	12-12-2019	---

[Back to Top](#)


Dr. Swapan Kumar Misra
Principal
Mugberia Gangadhar Mahavidyalaya
Principal
 Mugberia Gangadhar Mahavidyalaya



MUGBERIA GANGADHAR MAHAVIDYALAYA

P.O.—BHUPATINAGAR, Dist.—PURBA MEDINIPUR, PIN.—721426, WEST BENGAL, INDIA

NAAC Re-Accredited B+Level Govt. aided College

CPE (Under UGC XII Plan) & NCTE Approved Institutions

DBT Star College Scheme Award Recipient

E-mail : mugberia_college@rediffmail.com // www.mugberiangangadharMahavidyalaya.ac.in

6.5.2. Quality assurance initiatives of the institution



**DOCUMENTARY EVIDENCE
FOR PARTICIPATION IN NIRF
2022**



National Institutional Ranking Framework

Ministry of Education
Government of India



India Rankings 2022: Participated Institutes College

Institution list in alphabetical order

Show 100 ▼ entries

Search: Mug

Name	City	State
Arumugam Pillai Seethaiammal College, Tiruppathur	Tirupathur	Tamil Nadu
Government College Muganwali	MUNGAOLI	Madhya Pradesh
Mugberia Gangadhar Mahavidyalaya	Purba Medinipur	West Bengal
Shanmuga Industries Arts & Science College	Tiruvannamalai	Tamil Nadu
T.H.B. College	Jamugurihat	Assam

Showing 1 to 5 of 5 entries (filtered from 2,270 total entries)

Previous 1 N

National Institutional Ranking Framework

Ministry of Education

Government of India

Welcome to Data Capturing System: COLLEGE

Submitted Institute Data for NIRF'2022'

Institute Name: Mugberia Gangadhar Mahavidyalaya [IR-C-C-19112]

Sanctioned (Approved) Intake

Academic Year	2020-21	2019-20	2018-19	2017-18	2016-17	2015-16
UG [3 Years Program(s)]	1322	1455	1455	-	-	-
PG [2 Year Program(s)]	160	150	-	-	-	-

Total Actual Student Strength (Program(s) Offered by Your Institution)

(All programs of all years)	No. of Male Students	No. of Female Students	Total Students	Within State (Including male & female)	Outside State (Including male & female)	Outside Country (Including male & female)	Economically Backward (Including male & female)	Socially Challenged (SC+ST+OBC Including male & female)	No. of students receiving full tuition fee reimbursement from the State and Central Government	No. of students receiving full tuition fee reimbursement from Institution Funds	No. of students receiving full tuition fee reimbursement from the Private Bodies	No. of students who are not receiving full tuition fee reimbursement
UG [3 Years Program(s)]	1164	1694	2858	2852	6	0	1347	236	0	0	0	1583
PG [2 Year Program(s)]	91	118	209	209	0	0	105	34	0	0	0	139

Placement & Higher Studies

UG [3 Years Program(s)]: Placement & higher studies for previous 3 years

Academic Year	No. of first year students intake in the year	No. of first year students admitted in the year	Academic Year	No. of students graduating in minimum stipulated time	No. of students placed	Median salary of placed graduates(Amount in Rs.)	No. of students selected for Higher Studies
2016-17	1383	1118	2018-19	400	0	0(Zero)	289
2017-18	1395	1306	2019-20	461	0	0(Zero)	317
2018-19	1455	1269	2020-21	473	0	0(Zero)	335

PG [2 Years Program(s)]: Placement & higher studies for previous 3 years

Academic Year	No. of first year students intake in the year	No. of first year students admitted in the year	Academic Year	No. of students graduating in minimum stipulated time	No. of students placed	Median salary of placed graduates(Amount in Rs.)	No. of students selected for Higher Studies
2017-18	60	48	2018-19	39	0	0(Zero)	0
2018-19	110	102	2019-20	99	0	0(Zero)	68
2019-20	150	132	2020-21	113	0	0(Zero)	72

Financial Resources: Utilised Amount for the Capital expenditure for previous 3 years

Academic Year	2020-21	2019-20	2018-19
	Utilised Amount	Utilised Amount	Utilised Amount
Annual Capital Expenditure on Academic Activities and Resources (excluding expenditure on buildings)			
Library	372048 (THREE LAKH SEVENTY TWO THOUSAND FORTY EIGHT ONLY)	212949 (TWO LAKH TWELVE THOUSAND NINE HUNDRED FORTY NINE ONLY)	261479 (TWO LAKH SIXTY ONE THOUSAND FOUR HUNDRED SEVENTY NINE ONLY)
New Equipment for Laboratories	2337273 (TWENTY THREE LAKH THIRTY SEVEN THOUSAND TWO HUNDRED SEVENTY THREE ONLY)	677269 (SIX LAKH SEVENTY SEVEN THOUSAND TWO HUNDRED SIXTY NINE ONLY)	539955 (FIVE LAKH THIRTY NINE THOUSAND NINE HUNDRED FIFTY FIVE ONLY)
Other expenditure on creation of Capital Assets (excluding expenditure on Land and Building)	909000 (NINE LAKH NINE THOUSAND ONLY)	467294 (FOUR LAKH SIXTY SEVEN THOUSAND TWO HUNDRED NINETY FOUR ONLY)	3499376 (THIRTY FOUR LAKH NINETY NINE THOUSAND THREE HUNDRED SEVENTY SIX ONLY)

Financial Resources: Utilised Amount for the Operational expenditure for previous 3 years

Academic Year	2020-21	2019-20	2018-19
	Utilised Amount	Utilised Amount	Utilised Amount
Annual Operational Expenditure			
Salaries (Teaching and Non Teaching staff)	67645421 (SIX CORE SEVENTY SIX LAKH FORTY FIVE THOUSAND FOUR HUNDRED ONLY)	41885415 (FOUR CORE EIGHTEEN LAKH EIGHTY FIVE THOUSAND FOUR HUNDRED FIFTEEN ONLY)	42214460 (FOUR CORE TWENTY TWO LAKH FOURTEEN THOUSAND FOUR HUNDRED ONLY)
Maintenance of Academic Infrastructure or consumables and other running expenditures(excluding maintenance of hostels and allied services,rent of the building, depreciation cost, etc)	989763 (NINE LAKH EIGHTY NINE THOUSAND SEVEN HUNDRED SIXTY THREE)	2276328 (TWENTY TWO LAKH SEVENTY SIX THOUSAND THREE HUNDRED TWENTY EIGHT ONLY)	6981289 (SIXTY NINE LAKH EIGHTY ONE THOUSAND TWO HUNDRED EIGHTY NINE ONLY)
Seminars/Conferences/Workshops	1800 (ONE THOUSAND EIGHT HUNDRED ONLY)	329886 (THREE LAKH TWENTY NINE THOUSAND EIGHT HUNDRED EIGHTY SIX ONLY)	749553 (SEVEN LAKH FOURTY NINE THOUSAND FIVE HUNDRED FIFTY THREE ONLY)

PCS Facilities: Facilities of physically challenged students

1. Do your institution buildings have Lifts/Ramps?	Yes, more than 80% of the buildings
2. Do your institution have provision for walking aids, including wheelchairs and transportation from one building to another for handicapped students?	Yes
3. Do your institution buildings have specially designed toilets for handicapped students?	Yes, less than 40% of the buildings

Faculty Details


Smo	Name	Age	Designation	Gender	Qualification	Experience (In Months)	Currently working with institution?	Joining Date	Leaving Date	Association type
1	PRITAM KHATAM	27	Assistant Professor	Male	M.A	30	Yes	29-07-2019	--	Regular
2	TANIYA NEOGI	30	Assistant Professor	Female	M. Phil	38	Yes	26-09-2019	--	Regular
3	Dr BISWAJIT GARAI	37	Assistant Professor	Male	MP.Ed.	40	Yes	14-08-2019	--	Regular
4	CHANDAN NARU	30	Assistant Professor	Male	M. Phil	38	Yes	20-09-2019	--	Regular
5	BIKASH PANDA	28	Assistant Professor	Male	M.Sc.	56	Yes	24-07-2018	--	Regular
6	TONMOY GIRI	27	Other	Male	M.Sc.	44	Yes	14-03-2019	--	Regular
7	PINKI KUMARI	29	Other	Female	MBA	52	Yes	01-12-2018	--	Regular
8	SUCHETA SAHOO	31	Other	Female	M.Tech	51	Yes	03-12-2018	--	Regular
9	MONALISA ROY	24	Other	Female	M.Sc.	40	Yes	02-09-2019	--	Regular

10	RAJESH KHAN	31	Other	Male	M. Phil	46	Yes	04-02-2019	--	Regular
11	JAGANNATH MAIKAP	32	Other	Male	M.A	49	Yes	02-11-2018	--	Regular
12	SAYANTIKA BERA	25	Other	Female	M.Sc.	41	Yes	08-07-2019	--	Regular
13	MINAKSHI MAITY	28	Other	Male	M.Sc.	52	Yes	20-07-2018	--	Regular
14	MRIGENDU MIDYA	26	Other	Male	M.Sc.	41	Yes	11-07-2019	--	Regular
15	TANUSHREE DE	28	Other	Female	M.Sc.	43	Yes	02-05-2019	--	Regular
16	PRABIR JANA	28	Other	Male	M.Sc.	39	Yes	05-09-2019	--	Regular
17	RIKTA JANA	26	Other	Female	M.Sc.	51	Yes	12-09-2018	--	Regular
18	SNEHASISH MONDAL	26	Other	Male	M.A	43	Yes	02-05-2019	--	Regular
19	ARPAN ROY	30	Other	Male	SET	43	Yes	02-05-2019	--	Regular
20	RIBHU MAITY	26	Other	Male	M.Sc.	54	Yes	18-07-2018	--	Regular
21	SWAPAN KUMAR SASMAL	58	Other	Male	M.Sc.	274	Yes	07-02-1997	--	Regular
22	ANANDA BARUI	34	Other	Male	M. Phil	71	Yes	23-12-2016	--	Regular
23	SAHEB KUMAR HAZRA	30	Other	Male	SET	41	Yes	16-07-2019	--	Regular
24	PRATAP CHANDRA ROUT	30	Other	Male	M.A	52	Yes	01-08-2018	--	Regular
25	Dr Kalipada Maity	42	Assistant Professor	Male	Ph.D	260	Yes	24-11-2006	--	Regular
26	Dr Kousik Mondal	37	Other	Male	M.Sc.	137	Yes	17-08-2010	--	Regular
27	Dr Narottam Sutradhar	38	Assistant Professor	Male	Ph.D	77	Yes	15-06-2017	--	Regular
28	Dr Bidhan Chandra Samanta	43	Assistant Professor	Male	Ph.D	259	Yes	18-12-2006	--	Regular
29	Dr Apurba Giri	38	Assistant Professor	Male	Ph.D	122	Yes	22-05-2014	--	Regular
30	PRABHAT KUMAR SHARMA	35	Assistant Professor	Male	M.Sc.	38	Yes	16-09-2019	--	Regular
31	PRANAB MAHAPATRA	27	Other	Male	NET	40	Yes	16-07-2019	--	Regular
32	DEBALINA ACHARYA	26	Other	Female	M.A	52	Yes	17-07-2018	--	Regular
33	DR MANORANJAN DE	34	Assistant Professor	Male	Ph.D	32	Yes	01-11-2019	--	Regular
34	Dr WADUT SHAIKH	28	Assistant Professor	Male	M.Sc.	19	Yes	12-12-2019	--	Regular
35	SRI SUKAL SOREN	28	Assistant Professor	Male	M.A	16	Yes	02-03-2020	--	Regular
36	Dr Swapan Kumar Misra	59	Dean / Principal / Director / Vice Chancellor	Male	Ph.D	377	Yes	25-04-2008	--	Regular
37	Prof Abani Kumar Tripathy	62	Associate Professor	Male	M.COM	434	Yes	24-01-1986	--	Regular

38	Dr Soumen Das	40	Assistant Professor	Male	Ph.D	62	Yes	08-11-2016	--	Regular
39	Dr Swapan Kumar Sarkar	63	Associate Professor	Male	Ph.D	409	Yes	27-09-1988	--	Regular
40	Dr Pintu Roy Chowdhury	45	Assistant Professor	Male	Ph.D	97	Yes	16-12-2014	--	Regular
41	Dr Goutam Barman	47	Assistant Professor	Male	Ph.D	56	Yes	01-06-2017	--	Regular
42	DrSubhas Chandra	59	Associate Professor	Male	Ph.D	266	Yes	22-12-1999	--	Regular
43	Dr Alok Ranjan Khatua	46	Assistant Professor	Male	Ph.D	144	Yes	30-03-2010	--	Regular
44	Prof Jonaki Biswas	48	Associate Professor	Female	M.A	230	Yes	02-04-2002	--	Regular
45	Prof Jyoti Mitra	43	Assistant Professor	Male	M. Phil	143	Yes	27-03-2010	--	Regular
46	Dr Prasenjit Ghosh	44	Associate Professor	Male	Ph.D	220	Yes	22-08-2003	--	Regular
47	Prof Sanatan Adhikary	40	Assistant Professor	Male	M.A.(History)	87	Yes	12-11-2014	--	Regular
48	Prof Krishnabandhu Das	33	Assistant Professor	Male	M.A.(History)	60	Yes	27-02-2017	--	Regular
49	Dr Manoranjan Das	46	Associate Professor	Male	Ph.D	186	Yes	01-08-2006	--	Regular
50	Sambhu Manna	30	Assistant Professor	Male	M. Phil	59	Yes	03-02-2017	--	Regular
51	Dr Sutapa Saha	50	Assistant Professor	Female	Ph.D	143	Yes	31-03-2010	--	Regular
52	Prof Manas Khalua	35	Assistant Professor	Male	M.Sc.	62	Yes	20-12-2016	--	Regular
53	Prof KINGSHUK KARAN	33	Assistant Professor	Male	M.Ed	61	Yes	19-01-2017	--	Regular
54	Prof Mithu Roy	32	Assistant Professor	Male	M.Sc.	57	Yes	22-05-2017	--	Regular
55	Irani Banerjee Chatterjee	42	Assistant Professor	Female	M. Phil	57	Yes	25-05-2017	--	Regular
56	Prof Ranita Bain	36	Assistant Professor	Female	M.A	57	Yes	03-05-2017	--	Regular
57	Arpita Das	34	Other	Female	M.Sc(Phy)	132	Yes	20-08-2010	--	Regular
58	Anindita Shee	54	Other	Female	MP.Ed.	264	Yes	01-12-1999	--	Regular
59	Sudarshan Adak	47	Other	Male	M.COM	252	Yes	05-01-2000	--	Regular
60	Ranjit Kumar Giri	46	Other	Male	M.COM	252	Yes	14-09-2000	--	Regular
61	Radhakrishna Dinda	52	Other	Male	M.COM	240	Yes	09-01-2001	--	Regular
62	Sajal Kumar Bera	50	Other	Male	M.A	204	Yes	01-11-2003	--	Regular
63	Swati Paul	47	Other	Female	M.A	180	Yes	25-08-2006	--	Regular
64	Soumen Mukherjee	47	Other	Male	M.A	180	Yes	01-12-2008	--	Regular
65	Rita Pradhan	35	Other	Female	M.Sc.	144	Yes	05-08-2009	--	Regular
66	Somnath Bhunia	37	Other	Male	M.A	144	Yes	01-08-2009	--	Regular
67	Sujoy Das	38	Other	Male	M.Sc.	132	Yes	05-08-2010	--	Regular

68	Pratima Bhakta	51	Other	Female	M.Sc.	288	Yes	05-08-2010	--	Regular
69	Barnali Maji	48	Other	Female	M.A	240	Yes	02-09-2002	--	Adhoc / Contractual
70	Pranga Paramita Pradhan	36	Other	Female	M.Sc.	144	Yes	24-10-2009	--	Regular
71	Sumana Jana	42	Other	Female	M.A	192	Yes	01-08-2005	--	Regular
72	Banashree Roy Chakraborty	38	Other	Female	M.A	144	Yes	01-08-2009	--	Regular
73	Sandipan Jana	46	Other	Male	M.A	252	Yes	02-09-2002	--	Regular
74	Roma Das Sasmal	53	Other	Female	M. Phil	216	Yes	08-09-2003	--	Regular
75	Biswajit Samanta	35	Other	Male	M. Phil	132	Yes	26-10-2009	--	Regular
76	Susanta Kumar Bera	42	Other	Male	M.A	228	Yes	12-08-2008	--	Regular
77	Amrit Dash	40	Other	Male	M.A	180	Yes	29-08-2006	--	Regular
78	Dr Sutapa Giri	36	Other	Female	Ph.D	156	Yes	03-11-2008	--	Regular
79	Dr Debasish Roy	61	Other	Male	Ph.D	228	Yes	01-10-2002	--	Regular
80	SK Khabiruddin	39	Other	Male	M. Phil	132	Yes	12-01-2010	--	Regular
81	Dr Bodhisattya Pradhan	39	Other	Male	Ph.D	120	Yes	04-11-2011	--	Regular
82	Arup Mahato	35	Other	Male	MP.Ed.	84	Yes	19-02-2014	--	Regular
83	Mimu Seikh	29	Other	Male	MP.Ed.	60	Yes	05-10-2015	--	Regular
84	Dr Adityanarayan Adak	34	Other	Male	Ph.D	60	Yes	03-08-2015	--	Regular
85	Sdipta Das	34	Other	Female	MP.Ed.	60	Yes	20-07-2020	--	Regular
86	Biswajit Dhali	29	Other	Male	MP.Ed.	60	Yes	17-07-2017	--	Regular
87	Sudipto Birbongshi	28	Other	Male	MP.Ed.	48	Yes	17-07-2017	--	Regular
88	Sanatan Sasmal	31	Other	Male	M.Sc.	96	Yes	06-12-2013	--	Regular
89	Purnima Mandal	28	Other	Female	M.Sc.	48	Yes	14-07-2018	--	Regular
90	Raju Mazumdar	30	Other	Male	M.Sc.	72	Yes	04-05-2015	--	Regular
91	Gourchand Manna	29	Other	Male	M.Sc(Phy)	48	Yes	25-07-2017	--	Regular
92	Sourav Panda	27	Other	Male	M.Sc.	48	Yes	25-10-2017	--	Regular
93	RUPAM Mal	27	Other	Male	M.Sc(Phy)	48	Yes	31-07-2017	--	Regular
94	Kalipada Barik	33	Other	Male	M.A	96	Yes	06-12-2013	--	Regular
95	Sudip Giri	32	Other	Male	M.A	96	Yes	06-12-2013	--	Regular
96	Suparna Jana	36	Other	Female	M.A	120	Yes	13-01-2011	--	Regular
97	SHRUTI MONDAL	26	Other	Female	M.Tech	12	Yes	10-02-2021	--	Regular
98	SAYAN DAS	26	Other	Male	M.Tech	13	Yes	26-12-2020	--	Regular

99	GOUTAM KUMAR MONDAL	26	Other	Male	M.Sc.	15	Yes	05-02-2020	--	Regular
100	SUJAYA MAHAPATRA	30	Other	Male	M.Sc.	66	Yes	05-08-2016	--	Regular
101	BISWADYUTI BERA	33	Other	Male	M.Sc.	100	Yes	29-08-2012	--	Regular
102	Jishu Krishna Jana	32	Other	Male	MP.Ed.	100	Yes	01-08-2013	--	Regular
103	MADHUMITA SAHOO GIRI	27	Other	Female	M.Sc.	41	Yes	28-08-2017	--	Regular
104	HIRANMOY MANNA	27	Other	Male	M.Sc.	53	Yes	31-08-2017	--	Regular
105	DEBRAJ MANNA	33	Other	Male	M.Sc.	101	Yes	12-08-2013	--	Regular
106	SUMAN KUMAR GIRI	34	Other	Male	M.Sc.	127	Yes	25-07-2011	--	Regular
107	KEYA DASH	27	Other	Female	M.Sc.	54	Yes	17-07-2017	--	Regular
108	MOUMITA SAMANTA	32	Other	Female	M.Sc.	101	Yes	06-08-2013	--	Regular
109	GOUTAM KUMAR JANA	43	Other	Male	M.Sc.	198	Yes	09-07-2005	--	Regular
110	SOBHA SAHOO	27	Other	Male	M.A	24	Yes	26-07-2019	--	Regular
111	SANTU HATI	28	Other	Male	M.Sc.	1	Yes	01-06-2021	--	Regular


Dr. Swapan Kumar Misra
Principal
Mugberia Gangadhar Mahavidyalaya
Principal
Mugberia Gangadhar Mahavidyalaya -



MUGBERIA GANGADHAR MAHAVIDYALAYA

P.O.—BHUPATINAGAR, Dist.—PURBA MEDINIPUR, PIN.—721426, WEST BENGAL, INDIA

NAAC Re-Accredited B+Level Govt. aided College

CPE (Under UGC XII Plan) & NCTE Approved Institutions

DBT Star College Scheme Award Recipient

E-mail : mugberia_college@rediffmail.com // www.mugberiagangadharMahavidyalaya.ac.in

6.5.2. Quality assurance initiatives of the institution



**DOCUMENTARY EVIDENCE
FOR PARTICIPATION IN NIRF
2023**



National Institutional Ranking Framework
Ministry of Education
Government of India



India Rankings 2023: Participated Institutes College

Institution list in alphabetical order

Show 100 ▼ entries

Search:

Name	City	State
Arumugam Pillai Seethaiammal College, Tiruppathur	Tirupathur	Tamil Nadu
Dr R K Shanmugam College of Arts & Science, Villupuram	KALLAKURICHI	Tamil Nadu
Govt. College Muganwali	MUNGAOLI	Madhya Prad
Mugberia Gangadhar Mahavidyalaya	Purba Medinipur	West Bengal
Shanmuga Industries Arts & Science College	Tiruvannamalai	Tamil Nadu
T.H.B. College	Jamugurihat	Assam

Showing 1 to 6 of 6 entries (filtered from 2,746 total entries)

Previous 1 N

National Institutional Ranking Framework

Ministry of Education

Government of India

Welcome to Data Capturing System: COLLEGE

Submitted Institute Data for NIRF'2023'

Institute Name: Mugberia Gangadhar Mahavidyalaya [IR-C-C-19112]

Sanctioned (Approved) Intake

Academic Year	2021-22	2020-21	2019-20	2018-19	2017-18	2016-17
UG [3 Years Program(s)]	1787	889	1005	-	-	-
PG [2 Year Program(s)]	170	150	-	-	-	-

Total Actual Student Strength (Program(s) Offered by Your Institution)

(All programs of all years)	No. of Male Students	No. of Female Students	Total Students	Within State (Including male & female)	Outside State (Including male & female)	Outside Country (Including male & female)	Economically Backward (Including male & female)	Socially Challenged (SC+ST+OBC Including male & female)	No. of students receiving full tuition fee reimbursement from the State and Central Government	No. of students receiving full tuition fee reimbursement from Institution Funds	No. of students receiving full tuition fee reimbursement from the Private Bodies	No. of students who are not receiving full tuition fee reimbursement
UG [3 Years Program(s)]	1116	1580	2696	2696	0	0	2096	590	2586	2	0	98
PG [2 Year Program(s)]	115	190	305	305	0	0	178	46	132	2	0	90

Placement & Higher Studies

UG [3 Years Program(s)]: Placement & higher studies for previous 3 years

Academic Year	No. of first year students intake in the year	No. of first year students admitted in the year	Academic Year	No. of students graduating in minimum stipulated time	No. of students placed	Median salary of placed graduates(Amount in Rs.)	No. of students selected for Higher Studies
2017-18	1405	1129	2019-20	494	12	120000(One lakh twenty thousand only)	312
2018-19	1405	1098	2020-21	611	14	300000(Three lakh only)	341
2019-20	1005	719	2021-22	636	22	156000(One lakh fifty six thousand only)	387

PG [2 Years Program(s)]: Placement & higher studies for previous 3 years

Academic Year	No. of first year students intake in the year	No. of first year students admitted in the year	Academic Year	No. of students graduating in minimum stipulated time	No. of students placed	Median salary of placed graduates(Amount in Rs.)	No. of students selected for Higher Studies
2018-19	110	87	2019-20	87	3	144000(One lakh forty four thousand only)	55
2019-20	110	81	2020-21	81	4	168000(One lakh sixty eight thousand only)	53

2020-21	150	136	2021-22	136	8	132000(One lakh thirty two thousand only)	94
---------	-----	-----	---------	-----	---	---	----

Financial Resources: Utilised Amount for the Capital expenditure for previous 3 years

Academic Year	2021-22	2020-21	2019-20
	Utilised Amount	Utilised Amount	Utilised Amount
Annual Capital Expenditure on Academic Activities and Resources (excluding expenditure on buildings)			
Library	325401 (Three lakhs twenty five thousand four hundred one)	372048 (Three lakhs seventy two thousand forty eight)	212949 (Two lakhs twelve thousand nine hundred forty nine)
New Equipment for Laboratories	888539 (Eight lakh eighty eight thousand five hundred thirty nine)	795266 (Seven lakh ninty five thousand two hundred sixty six)	74280 (Seventy four thousand two hundred eighty)
Other expenditure on creation of Capital Assets (excluding expenditure on Land and Building)	2465947 (Twenty four lakh sixty five thousand nine hundred forty seven)	789841 (Seven lakh eighty nine thousand eight hundred forty one)	1253775 (Twelve lakh fifty three thousand seven hundred seventy five)

Financial Resources: Utilised Amount for the Operational expenditure for previous 3 years

Academic Year	2021-22	2020-21	2019-20
	Utilised Amount	Utilised Amount	Utilised Amount
Annual Operational Expenditure			
Salaries (Teaching and Non Teaching staff)	75369449 (Seven crore fifty three lakh sixty nine thousand four hundred forty nine)	78268948 (Seven crore eighty two lakh sixty eight thousand nine hundred forty eight)	42832781 (Four crore twenty eight lakh thirty two thousand seven hundred eighty one)
Maintenance of Academic Infrastructure or consumables and other running expenditures(excluding maintenance of hostels and allied services,rent of the building, depreciation cost, etc)	2463910 (Twenty four lakh sixty three thousand nine hundred ten)	2176760 (Twenty one lakh seventy six thousand seven hundred sixty)	9605613 (Ninety six lakh five thousand six hundred thirteen)
Seminars/Conferences/Workshops	29875 (Twenty nine thousand eight hundred seventy five)	1800 (One thousand eight hundred)	239886 (Two lakh thirty nine thousand eight hundred eighty six)

PCS Facilities: Facilities of physically challenged students

1. Do your institution buildings have Lifts/Ramps?	Yes, more than 80% of the buildings
2. Do your institution have provision for walking aids, including wheelchairs and transportation from one building to another for handicapped students?	No
3. Do your institution buildings have specially designed toilets for handicapped students?	Yes, more than 60% of the buildings

Faculty Details

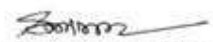
Smo	Name	Age	Designation	Gender	Qualification	Experience (In Months)	Currently working with institution?	Joining Date	Leaving Date	Association type
1	PRITAM KHATAM	28	Assistant Professor	Male	M.A	42	Yes	29-07-2019	--	Regular
2	TANIYA NEOGI	31	Assistant Professor	Female	M. Phil	50	Yes	26-09-2019	--	Regular
3	Dr BISWAJIT GARAI	38	Assistant Professor	Male	MP.Ed.	52	Yes	14-08-2019	--	Regular
4	CHANDAN NARU	31	Assistant Professor	Male	M. Phil	50	Yes	20-09-2019	--	Regular
5	BIKASH PANDA	29	Assistant Professor	Male	M.Sc.	68	Yes	24-07-2018	--	Regular
6	TONMOY GIRI	28	Other	Male	M.Sc.	56	Yes	14-03-2019	--	Regular

7	PINKI KUMARI	30	Other	Female	MBA	64	Yes	01-12-2018	--	Regular
8	SUCHETA SAHOO	32	Other	Female	M.Tech	63	Yes	03-12-2018	--	Regular
9	MONALISA ROY	25	Assistant Professor	Female	M.Sc.	52	Yes	02-09-2019	--	Regular
10	RAJESH KHAN	32	Other	Male	M. Phil	58	Yes	04-02-2019	--	Regular
11	JAGANNATH MAIKAP	33	Other	Male	M.A	61	Yes	02-11-2018	--	Regular
12	SAYANTIKA BERA	26	Other	Female	M.Sc.	53	Yes	08-07-2019	--	Regular
13	MINAKSHI MAITY	29	Other	Male	M.Sc.	64	Yes	20-07-2018	--	Regular
14	MRIGENDU MIDYA	27	Other	Male	M.Sc.	53	Yes	11-07-2019	--	Regular
15	TANUSHREE DE	29	Other	Female	M.Sc.	55	Yes	02-05-2019	--	Regular
16	PRABIR JANA	29	Other	Male	M.Sc.	51	Yes	05-09-2019	--	Regular
17	RIKTA JANA	27	Other	Female	M.Sc.	63	Yes	12-09-2018	--	Regular
18	SNEHASISH MONDAL	27	Other	Male	M.A	55	Yes	02-05-2019	--	Regular
19	ARPAN ROY	31	Other	Male	SET	55	Yes	02-05-2019	--	Regular
20	RIBHU MAITY	27	Other	Male	M.Sc.	66	Yes	18-07-2018	--	Regular
21	SWAPAN KUMAR SASMAL	59	Other	Male	M.Sc.	286	Yes	07-02-1997	--	Regular
22	ANANDA BARUI	35	Other	Male	M. Phil	83	Yes	23-12-2016	--	Regular
23	SAHEB KUMAR HAZRA	31	Assistant Professor	Male	SET	53	Yes	16-07-2019	--	Regular
24	PRATAP CHANDRA ROUT	31	Other	Male	M.A	64	Yes	01-08-2018	--	Regular
25	Dr Kalipada Maity	43	Associate Professor	Male	Ph.D	272	Yes	24-11-2006	--	Regular
26	Dr Kousik Mondal	38	Other	Male	M.Sc.	149	Yes	17-08-2010	--	Regular
27	Dr Narottam Sutradhar	39	Assistant Professor	Male	Ph.D	89	Yes	15-06-2017	--	Regular
28	Dr Bidhan Chandra Samanta	44	Associate Professor	Male	Ph.D	271	Yes	18-12-2006	--	Regular
29	Dr Apurba Giri	39	Assistant Professor	Male	Ph.D	134	Yes	22-05-2014	--	Regular
30	PRABHAT KUMAR SHARMA	36	Assistant Professor	Male	M.Sc.	50	Yes	16-09-2019	--	Regular
31	PRANAB MAHAPATRA	28	Assistant Professor	Male	NET	52	Yes	16-07-2019	--	Regular
32	DEBALINA ACHARYA	27	Other	Female	M.A	64	Yes	17-07-2018	--	Regular
33	DR MANORANJAN DE	35	Assistant Professor	Male	Ph.D	44	Yes	01-11-2019	--	Regular
34	Dr WADUT SHAIKH	29	Assistant Professor	Male	M.Sc.	31	Yes	12-12-2019	--	Regular
35	SRI SUKAL SOREN	29	Assistant Professor	Male	M.A	28	Yes	02-03-2020	--	Regular

36	Dr Swapan Kumar Misra	60	Dean / Principal / Director / Vice Chancellor	Male	Ph.D	389	Yes	25-04-2008	--	Regular
37	Prof Abani Kumar Tripathy	63	Associate Professor	Male	M.COM	446	Yes	24-01-1986	--	Regular
38	Dr Pintu Roy Chowdhury	46	Assistant Professor	Male	Ph.D	109	Yes	16-12-2014	--	Regular
39	Dr Goutam Barman	48	Associate Professor	Male	Ph.D	68	Yes	01-06-2017	--	Regular
40	DrSubhas Chandra	60	Associate Professor	Male	Ph.D	278	Yes	22-12-1999	--	Regular
41	Dr Alok Ranjan Khatua	47	Assistant Professor	Male	Ph.D	156	Yes	30-03-2010	--	Regular
42	Prof Jonaki Biswas	49	Associate Professor	Female	M.A	242	Yes	02-04-2002	--	Regular
43	Prof Jyoti Mitra	44	Assistant Professor	Male	M. Phil	155	Yes	27-03-2010	--	Regular
44	Dr Prasenjit Ghosh	45	Associate Professor	Male	Ph.D	232	Yes	22-08-2003	--	Regular
45	Prof Sanatan Adhikary	41	Assistant Professor	Male	M.A.(History)	99	Yes	12-11-2014	--	Regular
46	Prof Krishnabandhu Das	34	Assistant Professor	Male	M.A.(History)	72	Yes	27-02-2017	--	Regular
47	Dr Manoranjan Das	47	Associate Professor	Male	Ph.D	198	Yes	01-08-2006	--	Regular
48	Sambhu Manna	31	Assistant Professor	Male	M. Phil	71	Yes	03-02-2017	--	Regular
49	Dr Sutapa Saha	51	Assistant Professor	Female	Ph.D	155	Yes	31-03-2010	--	Regular
50	Prof Manas Khalua	36	Assistant Professor	Male	M.Sc.	74	Yes	20-12-2016	--	Regular
51	Prof KINGSHUK KARAN	34	Assistant Professor	Male	M.Ed	73	Yes	19-01-2017	--	Regular
52	Prof Mithu Roy	33	Assistant Professor	Male	M.Sc.	69	Yes	22-05-2017	--	Regular
53	Irani Banerjee Chatterjee	43	Assistant Professor	Female	M. Phil	69	Yes	25-05-2017	--	Regular
54	Prof Ranita Bain	37	Assistant Professor	Female	M.A	69	Yes	03-05-2017	--	Regular
55	Arpita Das	35	Other	Female	M.Sc(Phy)	144	Yes	20-08-2010	--	Regular
56	Anindita Shee	55	Other	Female	MP.Ed.	276	Yes	01-12-1999	--	Regular
57	Sudarshan Adak	48	Other	Male	M.COM	264	Yes	05-01-2000	--	Regular
58	Ranjit Kumar Giri	47	Other	Male	M.COM	264	Yes	14-09-2000	--	Regular
59	Radhakrishna Dinda	53	Other	Male	M.COM	252	Yes	09-01-2001	--	Regular
60	Sajal Kumar Bera	51	Other	Male	M.A	216	Yes	01-11-2003	--	Regular
61	Swati Paul	48	Other	Female	M.A	192	Yes	25-08-2006	--	Regular
62	Soumen Mukherjee	48	Other	Male	M.A	192	Yes	01-12-2008	--	Regular
63	Rita Pradhan	36	Other	Female	M.Sc.	156	Yes	05-08-2009	--	Regular
64	Somnath Bhunia	38	Other	Male	M.A	156	Yes	01-08-2009	--	Regular
65	Sujoy Das	39	Other	Male	M.Sc.	144	Yes	05-08-2010	--	Regular

66	Pratima Bhakta	52	Other	Female	M.Sc.	300	Yes	05-08-2010	--	Regular
67	Barnali Maji	49	Other	Female	M.A	240	Yes	02-09-2002	--	Adhoc / Contractual
68	Pranga Paramita Pradhan	37	Other	Female	M.Sc.	156	Yes	24-10-2009	--	Regular
69	Sumana Jana	43	Other	Female	M.A	204	Yes	01-08-2005	--	Regular
70	Banashree Roy Chakraborty	39	Other	Female	M.A	156	Yes	01-08-2009	--	Regular
71	Sandipan Jana	47	Other	Male	M.A	264	Yes	02-09-2002	--	Regular
72	Roma Das Sasmal	54	Other	Female	M. Phil	228	Yes	08-09-2003	--	Regular
73	Biswajit Samanta	36	Other	Male	M. Phil	144	Yes	26-10-2009	--	Regular
74	Susanta Kumar Bera	43	Other	Male	M.A	240	Yes	12-08-2008	--	Regular
75	Amrit Dash	41	Other	Male	M.A	192	Yes	29-08-2006	--	Regular
76	Dr Sutapa Giri	37	Other	Female	Ph.D	168	Yes	03-11-2008	--	Regular
77	Dr Debasish Roy	62	Professor	Male	Ph.D	240	Yes	01-10-2002	--	Regular
78	SK Khabiruddin	40	Other	Male	M. Phil	144	Yes	12-01-2010	--	Regular
79	Dr Bodhisattya Pradhan	40	Other	Male	Ph.D	132	Yes	04-11-2011	--	Regular
80	Anup Mahato	36	Other	Male	MP.Ed.	96	Yes	19-02-2014	--	Regular
81	Mimu Seikh	30	Other	Male	MP.Ed.	72	Yes	05-10-2015	--	Regular
82	Dr Adityanarayan Adak	35	Other	Male	Ph.D	72	Yes	03-08-2015	--	Regular
83	Sdiptra Das	35	Other	Female	MP.Ed.	72	Yes	20-07-2020	--	Regular
84	Biswajit Dhali	30	Other	Male	MP.Ed.	72	Yes	17-07-2017	--	Regular
85	Sanatan Sasmal	32	Other	Male	M.Sc.	108	Yes	06-12-2013	--	Regular
86	Purnima Mandal	29	Other	Female	M.Sc.	60	Yes	14-07-2018	--	Regular
87	Raju Mazumdar	31	Other	Male	M.Sc.	84	Yes	04-05-2015	--	Regular
88	Gourchand Manna	30	Other	Male	M.Sc(Phy)	60	Yes	25-07-2017	--	Regular
89	Sourav Panda	28	Other	Male	M.Sc.	60	Yes	25-10-2017	--	Regular
90	RUPAM Mal	28	Other	Male	M.Sc(Phy)	60	Yes	31-07-2017	--	Regular
91	Kalipada Barik	34	Other	Male	M.A	108	Yes	06-12-2013	--	Regular
92	Sudip Giri	33	Other	Male	M.A	108	Yes	06-12-2013	--	Regular
93	Suparna Jana	37	Other	Female	M.A	132	Yes	13-01-2011	--	Regular
94	SHRUTI MONDAL	27	Assistant Professor	Female	M.Tech	24	Yes	10-02-2021	--	Regular
95	GOUTAM KUMAR MONDAL	27	Other	Male	M.Sc.	27	Yes	05-02-2020	--	Regular
96	SUJAYA MAHAPATRA	31	Other	Male	M.Sc.	78	Yes	05-08-2016	--	Regular

97	BISWADYUTI BERA	34	Other	Male	M.Sc.	112	Yes	29-08-2012	--	Regular
98	Jishu Krishna Jana	33	Other	Male	MP.Ed.	112	Yes	01-08-2013	--	Regular
99	MADHUMITA SAHOO GIRI	28	Other	Female	M.Sc.	53	Yes	28-08-2017	--	Regular
100	HIRANMOY MANNA	28	Other	Male	M.Sc.	65	Yes	31-08-2017	--	Regular
101	DEBRAJ MANNA	34	Other	Male	M.Sc.	113	Yes	12-08-2013	--	Regular
102	SUMAN KUMAR GIRI	35	Other	Male	M.Sc.	139	Yes	25-07-2011	--	Regular
103	KEYA DASH	28	Other	Female	M.Sc.	66	Yes	17-07-2017	--	Regular
104	MOUMITA SAMANTA	33	Other	Female	M.Sc.	113	Yes	06-08-2013	--	Regular
105	GOUTAM KUMAR JANA	44	Other	Male	M.Sc.	210	Yes	09-07-2005	--	Regular
106	SOBHA SAHOO	28	Assistant Professor	Male	M.A	36	Yes	26-07-2019	--	Regular
107	SANTU HATI	29	Other	Male	M.Sc.	13	Yes	01-06-2021	--	Regular
108	Dr Swapan Kumar Sarkar	64	Associate Professor	Male	Ph.D	421	Yes	27-09-1988	--	Regular
109	Amab Barman	27	Assistant Professor	Male	MP.Ed.	6	Yes	07-02-2022	--	Regular
110	Dr Mritunjoy Biswas	34	Assistant Professor	Male	MP.Ed.	6	Yes	07-02-2022	--	Regular
111	Moumita Sen	28	Assistant Professor	Female	MP.Ed.	6	Yes	09-02-2022	--	Regular
112	Dr Anjan konai	32	Associate Professor	Male	MP.Ed.	6	Yes	14-03-2022	--	Regular
113	Sarbani Mahato	26	Assistant Professor	Female	M.Sc.	30	Yes	16-07-2020	--	Regular
114	Chhattu Kamila	26	Assistant Professor	Male	M.COM	27	Yes	01-09-2020	--	Regular
115	Asoke Kar	44	Other	Male	M.A	95	Yes	21-08-2014	--	Regular
116	Debasish Das	30	Other	Male	M.Sc.	40	Yes	19-03-2019	--	Regular


Dr. Swapan Kumar Misra
Principal
Mugberia Gangadhar Mahavidyalaya
Principal
Mugberia Gangadhar Mahavidyalaya